



# Senior Meeting

## Class of 2021



MR. SCHOCH  
A - Fan



MS. ADDESSI  
Far - Lim



MRS. STRAUSHEIM  
Lin-Ru



# Meet the Counselors



MRS. ADAMS  
S-Z



Ms. Nguyen  
IVA Students

**\*\*Please note that this alpha breakdown will be used for all student needs except for the counselor recommendations required for college admissions\*\***

# Today's Agenda

**\*Graduation Requirements**

**\*Community College**

**\*College Admissions Requirements -  
including changes due to covid-19**




**\*CSU, UC, Common App**

**\*Naviance**

# UNI Graduation Requirements


- Graduation requirements can be checked on parent portal
  - letter went out to students via Canvas -- please make sure you have read this letter and shared it with your parents
- Recording of Senior Meeting available on Canvas
- 215 credits and course requirements
  - Health, PE, English, Political Science and Economics




# College Expectations

A SOLID (5 academic courses) and SUCCESSFUL senior year is EXPECTED!!

English 4 CP	A
Political Science	B+
Ceramics	A-
Pre-Calculus	A
Physics CP	A
Soccer	A



English 4 CP	D
Political Science	C
Ceramics	C-
Pre-Calculus	F
Student Aide	P



# Preparing for College & Career Timeline

## Preparing for College and Career - Senior Year Checklist

Review your class schedule and make sure you will not be overwhelmed.

Continue to focus on your academic classes. *Yes! Senior grades count.*

### September

- Review class schedule, *double check graduation and college admissions requirements.* See your counselor if you have any concerns.
- Sign up for and attend College Visits - see Ms. Gatlin.
- Actively seek and apply for private and institutional scholarships.
- Use Naviance College Match to find colleges.
- Begin college applications. Set up username and login information.
- Sign up for ACT, SAT 1 and/or SAT subject tests. **All testing should be completed by November.** Some colleges will allow for the December test.
- Begin/continue writing college essays.
- Letters of recommendation: Pick up your Counselor's Rec Packet from Ms. Cochran in the Counseling Office. If you are applying early decision or early action, complete this ASAP and make an appointment.

### October

- Create calendar and keep track of deadlines for applications and financial aid submissions.
- Start UC and CSU applications.
- Continue editing your college essays. Have someone that doesn't know you well read it. What did he or she learn about you?
- Continue to sign up for and attend College Visits - see Ms. Gatlin.
- Research scholarships - visit the College & Career Center.
- **Early Decision/Early Action deadline is usually November 1st.** Double check the college websites for specific deadlines.
- **Financial Aid Night** - TBD check College and Career Center website
- **Mock Admissions Workshop** - TBD check College and Career Center website
- Start reviewing financial aid. Visit the FAFSA website and apply for a pin number. Contact Ms. Gatlin in the College and Career Center for questions and information.

### November

- UC/CSU applications due November 30th - try to submit before Thanksgiving
- Attend Application Workshops Wednesdays afterschool with Ms. Gatlin in the MPR.
- If you need a letter of recommendation from teachers or your counselor make an appointment. **WE WILL NOT WRITE LETTERS OVER WINTER BREAK!**
- Send your transcript to the colleges through [www.parchment.com](http://www.parchment.com).
- **Take SAT/ACT - Nov is last month for many colleges - check deadlines!**
- Send your ACT, SAT 1 and SAT Subject tests scores to all schools. *Even if you sent your scores in 11th grade, re-send.*
- Make sure you are taking care of yourself: exercise, eat healthy foods and get extra sleep. If you are feeling overwhelmed, talk to friends, parents and your counselor.

### December

- **Last month to take SAT or ACT.** We recommend you complete your testing in November, if possible.
- If you haven't already, send in your private school applications for Regular Decision - many are due January 1st
- Continue reviewing financial aid options. Visit the FAFSA website and apply for a pin number. Contact Ms. Gatlin in the College and Career Center for questions and information.
- Make time to relax over winter break.

### January

- Send SAT/ACT scores you took in December
- If you were accepted for Early Decision, you must withdraw your remaining applications.
- Continue applying for financial aid.
- **Counselors will complete mid-year reports, but remember to continuously check your email for any correspondence from colleges.**

### February

- **Send an official transcript of first semester senior grades, if required.** UC/CSU don't require unless you are specifically asked.
- Focus on your academics. You only have one semester left.
- Sign up for AP Exams.
- Continue to apply for scholarships
- **Complete FAFSA - deadline is March 1, 2019!**
- Sign up for IVC and OCC placement exams with Ms. Gatlin, in the College/Career Center. The tests are given here at UNI.
- Double check housing deadlines and requirements.

### March

- Continue to apply for housing and double check specific guidelines for each school.
- Take IVC and OCC Placement exams.
- Attend IVC, OCC or Saddleback Senior days.
- Study for AP Exams.
- Attend Career Speaker Series to learn about various occupations.

### April

- Attend Community College night at UNI.
- Update FAFSA once your tax returns are complete
- Visit colleges you are considering over Spring Break - attend Admit Days.
- **Return your intent to register to your chosen school before May 1, 2019!**

### May

- Take AP Exams.
- Complete Senior Survey through Naviance account
- Take Placement test(s) at the college you are going to attend. (Your college will notify you via e-mail).
- Double check qualifications with NCAA website if you want to play a sport in a 4-year college. Athletes must be certified by the NCAA.

### June

- Take Final Exams!
- Graduation!!!
- **Send final transcript to the school you will be attending in the fall after final grades come out. Send your transcript through [www.parchment.com](http://www.parchment.com) (If you don't send your transcript you will be denied admission).**



# Reasons to Attend a Community College

## AFFORDABILITY

- Approximately \$1,144 per year for tuition
  - Starting Fall 2020, FREE two years tuition for CA residents! (Promise Program)



## UNDECIDED ON MAJOR

## ACADEMIC FLEXIBILITY

## SCHOOL/LIFE BALANCE

## TRANSFER AGREEMENTS

- TAG (Transfer Admission Guarantee) 6 out of 9 UC's
- TAP (Transfer Alliance Program) UCLA



## PERSONALIZED ATTENTION



# IVC Steps to Complete Matriculation

- Step 1: Apply for admission to IVC (required)
- Step 2: Submit Transcripts
- Step 3: Apply for Financial Aid
- Step 4: Orientation
- Step 5: Advisement/First Semester Plan
- Step 6: Register for Classes



All steps need to be completed by mid April for Freshman Advantage Program

More info: <https://admissions.ivc.edu/apply/advantage>



# Community College Information

*See page 12 & 13 in your handout*

## There is no more placement testing!

- Due to the implementation of AB 705
- Students will attend an Orientation Workshop
- Students will complete a self-guided placement survey and submit a copy of their high school transcript for placement

UHS IVC NIGHT: TBD

## COMMUNITY COLLEGE TRANSFERS

- 94-97% of admitted transfers to the UC's come from the community college system

# Honors Program at IVC

[academics.ivc.edu/honors](https://academics.ivc.edu/honors)



## Benefits:

- Small, seminar style honors classes
- Enriched coursework
- Guaranteed priority admission review at many transfer institutions, including UCI and UCLA (TAP)
- Priority registration for classes

## Admission & Requirements: Apply to IVC and complete the matriculation process

- Submit an application packet containing:
  - A signed, completed Honors Program application form with personal statement responding to application prompt
  - Official high school transcript reflecting a cumulative 3.25 non-weighted academic GPA
  - A signed, sealed letter of recommendation from a high school teacher

# “A-G” UC/CSU Course Requirements

- 4 years of English
- 3 years of Math (Alg. 1/Math 1, Geom./Math 2, and Alg. 2/Math 3)
- 2 years of Lab Science (Biological and Physical)
- 2 years/levels of the same World Language
- 1 year of Visual Performing Art
- 1 year of Global Perspectives/World History
- 1 year of US History
- 1 semester of Political Science & Economics
- 1 year of College Prep. “g” Elective



**\*Grades must be a “C-” or better**

**These are minimum requirements and do not guarantee admission to any college or university.**

**\*\* Please note that due to covid-19, the CSU and UC systems are suspending the letter grade requirement for A-G courses completed in spring 2020 for all students. A mark of “CR” in an A-G course from spring 2020 will satisfy requirements.**

# CSU Application

## Welcome to The California State University

Thank you for your interest in The California State University. This application will allow you to apply for the 2019-2020 cycle, including Fall 2019, Winter 2020, Spring 2020 and Summer 2020. Please take time to acquaint yourself with the application and instructional resources available. You may access your application and change your answers as many times as you like prior to submission by using your login credentials from any computer with internet access. Please visit this [link](#) for browser requirements. For applicant support during the application process, please contact us directly at 857-304-2087.

If you are interested in applying to a prior term, Winter 2019, Spring 2019, or Summer 2019 please click [here](#) to open the application.

Sign in with your username and password below. First time here? Select Create an Account to get started.



**Sign In**

**Create an Account**

[Forgot your username or password?](#)

# CSU Application Information

- One application for multiple schools!
- Automatic GPA calculation
- Live chat support for questions about the application
- Enter your classes with a drop down menu
- Specific information/questions for specific campuses
- Grades are SELF-REPORTED → do not send transcript at time of application

# What makes a CSU campus “selective?”

**Campus Impaction:** Occurs when a campus receives more eligible applications in the initial filing period than there are enrollment spaces available

- Results in more selective admission criteria

**CSU Campuses fall into 3 categories:**

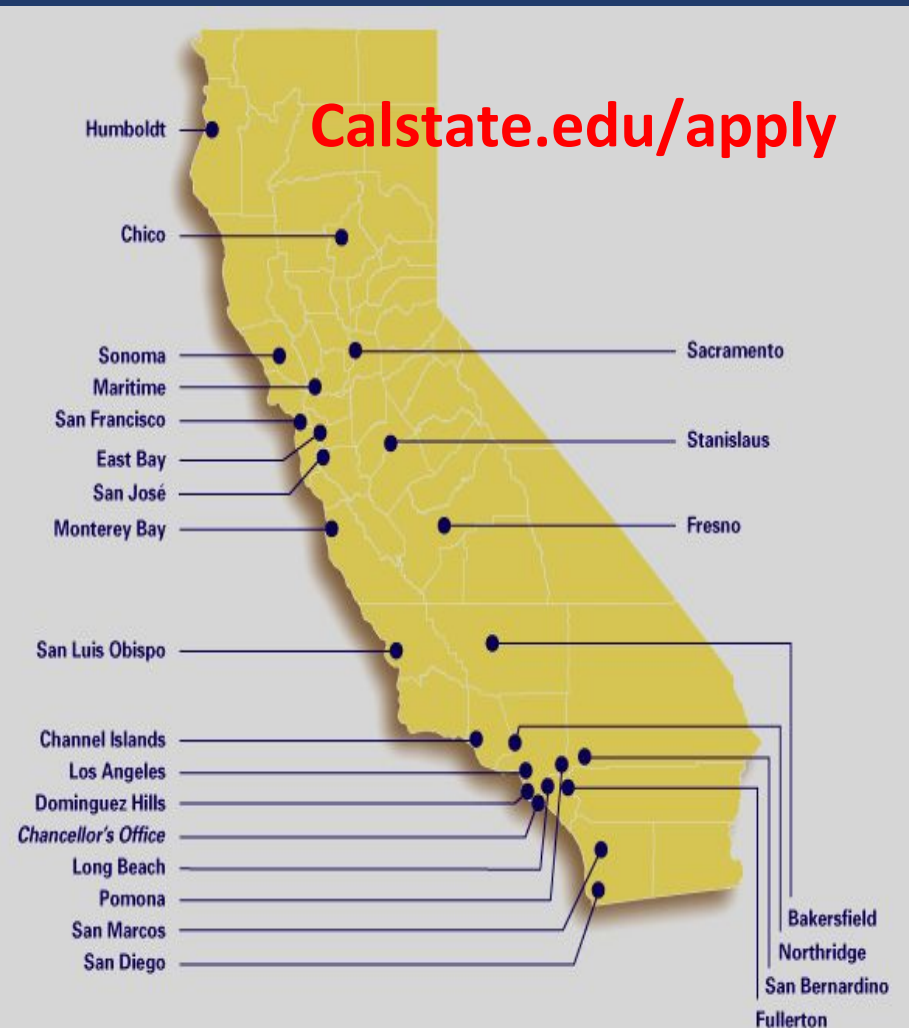
- Non-impacted
- Campus impaction (some majors impacted)
- Impacted in all programs (all majors)



# CSU Overview

- 23 campuses
- Application Submission Period
  - **October 1-November 30**
- Campuses not impacted (20-21)

Bakersfield	Maritime Academy
Channel Islands	San Francisco
Dominguez Hills	Stanislaus
Humboldt	





# CSU Timeline



The California State University

- **Filing Period from October 1st - November 30th**
- **Submit application by November 30th**
  - **After application has been submitted, student will receive an email from each CSU to open an account.**
    - Check account on a weekly basis; you could miss a deadline!
    - Some CSUs may ask for a 7th semester transcript.
- **Final Transcript must be sent by July 1!**

# CSU Updates



- Testing

- CSU will temporarily suspend the use of ACT/SAT examinations in determining admission eligibility for all CSU campuses for 2021-2022

- Admissions

- Graduates of California high schools will be eligible for admission by earning a 2.50 or greater “a-g” GPA
  - A GPA between 2.00 and 2.49 may be evaluated for admission based upon supplemental factors

- Credit/No Credit

- CSU will consider course grades of “credit” as fulfilling “a-g” requirements for those courses completed during spring 2020
- All other coursework must indicate a grade of C- or higher
- Grades of credit/no credit will not be included in the calculation of high school GPA.

\* see page 4 in handout\*

# UC Application

UNIVERSITY  
OF  
CALIFORNIA

## My UC Application



Transfer Applicants - If you do not see your California Community College courses listed, please re-visit Academic History in late October.

### Before you start the application:

We encourage you to review *Presenting Yourself on the UC Admission Application* for guidance on how best to complete each section of the application.

*Presenting Yourself* for freshman applicants [PDF]

*Presenting Yourself* for transfer applicants [PDF]

### Sign In

Email Address

Password

GO ▶

[Forgot your password?](#)

### Create a New Account

If you don't have an account you can create one here.

NEW ACCOUNT ▶

### Statement of Integrity

### Need Help?

Call the UC Application Center at (800) 207-1710 (within U.S.) or (925) 298-6856 (outside U.S.), or email [ucinfo@applyucsupport.net](mailto:ucinfo@applyucsupport.net).

### Questions?

If I've already submitted my application and want to apply to an additional campus, should I start a new application?

# UC Admissions

## 14 Factors for Comprehensive Review:

See Page 5 in your handout

- Academic GPA in A-G Course Completion (3.0 Minimum)
- Test Scores (\*test-blind for 2021-2022 school year admissions - currently in litigation)
- Quality of Courses
- Honors & AP Courses
- ELC
- Senior Year Courses
- Quality of Academic Performance
- Outstanding Academic Performance
- Outstanding Academic Accomplishments
- Improvement
- Special Talents, Achievements, Awards
- Special Projects
- Overcoming Special Circumstance
- Location










# UC Personal Insight Questions

- Applicants will be asked to give short answers to four personal insight questions out of eight options
  - There is no advantage to picking certain questions over others.
  - These questions are meant to let a student's unique voice and personality shine through.
- <http://admission.universityofcalifornia.edu/how-to-apply/personal-questions/fresman/index.html>

# UC Dates & Deadlines



<b>November 1 - 30</b>		Filling Period (note: no transcripts or LOR needed)
<b>November 30</b>		Send all test scores directly from testing agency (optional)
<b>Oct 1 - March 1</b>		FAFSA deadline (Cal Grant)
<b>March 1 - 31</b>		Admissions Notification
<b>May 1</b>		Student Intent to Register (SIR) Deadline
<b>May 14</b>		English Writing Exam (if needed)
<b>July 1</b>		Final Transcripts due

# UC Admissions

- You will be notified during the month of March
- Send only ONE intent to register (SIR) by May 1st
- All campuses send out cancellations during the summer based on poor grades during the senior year or misinformation on the application

UNIVERSITY  
OF  
CALIFORNIA



# UC Freshman Application Data, Fall 2020

## (CA Resident)

Campus	Fall 2020 Admit Rate	SAT <small>(Composite scores of middle 25%-75% of students admitted in Fall 2020)</small>	ACT <small>(Composite scores of middle 25%-75% of students admitted in Fall 2020)</small>	GPA <small>(of middle 25%-75% of students admitted in Fall 2020)</small>
Berkeley	17.5%	1320-1540	29-35	4.13 – 4.30
Davis	46.6%	1230-1490	26-33	3.97 – 4.25
Irvine	30%	1280-1500	27-34	3.96 – 4.26
Los Angeles	14%	1350-1550	31-35	4.18 – 4.31
Merced	85%	980-1260	18-27	3.40 – 3.96
Riverside	66%	1110-1380	21-31	3.65 – 4.11
San Diego	38%	1310-1520	29-34	4.04 – 4.28
Santa Barbara	37%	1290-1520	28-34	4.03 – 4.27
Santa Cruz	65%	1170-1440	24-32	3.71 – 4.16

# UC Acceptance Data

## Class of 2018

Berkeley	41
Davis	59
Irvine	79
LA	38
Merced	30
Riverside	103
San Diego	77
Santa Barbara	81
Santa Cruz	71

Total Admissions = 579



## Class of 2019

Berkeley	45
Davis	69
Irvine	82
LA	34
Merced	18
Riverside	94
San Diego	72
Santa Barbara	70
Santa Cruz	50

Total Admissions = 534



## Class of 2020

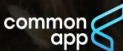
Berkeley	38
Davis	56
Irvine	64
LA	30
Merced	27
Riverside	90
San Diego	67
Santa Barbara	88
Santa Cruz	64

Total Admissions = 524



# Private and Out of State Schools

[www.commonapp.org](http://www.commonapp.org)



EXPLORE PLAN APPLY Counselors and recommenders ▾ Members ▾ [Log in](#) [Create an Account](#)

## Your future starts here

Whether you're applying to college for the first time or looking to complete your degree, Common App will help you reach new heights.

[Apply now](#)

Explore nearly 900 colleges and universities using

**Check to see if colleges are using the Common Application. If not, check each college's website for application details!**

**\*Requirements can vary from school to school\***

# College Recommendations



## Counselor

- Students must download the counselor recommendation packet from Canvas or UHS Counseling Website
- Request a recommendation from your 19-20 counselor on Common App or school's electronic platform
- Once packet is complete, email to your 19-20 counselor
- Please allow counselor two weeks to complete your recommendation
- If applying *EA/ED*, packet must be submitted by October 2, 2020
- If applying *REGULAR DECISION*, packet must be submitted no later than November 13, 2020

## 19-20 Counselor Breakdown:

- Schoch: A - Dj
- Addressi: Do - Kh
- Nguyen: Ki - Mem
- Strausheim: Men -Sha
- Adams: She- Z

## Teacher

- Speak with each individual teacher to request a recommendation
- If he/she is not using electronic submissions, bring teacher forms and stamped addressed envelopes for each school
- If he/she is using Common App/school electronic submission, request a recommendation through Common App

# Transcripts

- UC/CSU:
  - DO NOT send transcripts at time of application
  - Transcripts not required until you have been accepted and plan to attend (final transcript only)
- Schools with online portals for counselor submission:
  - Counselors will send your transcript
    - i.e. Common App, Coalition, SendEdu, Georgetown, MIT
- Schools without online portals for counselor submission:
  - You will need to send your own transcript
- Sending your transcript:
  - Option to send electronically and track through [www.parchment.com](http://www.parchment.com)
  - If schools do not accept electronic submissions, please see Mrs. Yang to obtain an official copy to be mailed

# Application Workshops

## Need help with your college applications?

Application Workshops: Get help with any of your college applications virtually!

Mrs. Gatlin and a counselor will be available from 2:30pm - 3:30pm:



Wed. Oct. 7

Wed. Oct. 14

Wed. Oct. 21

Wed. Oct. 28

Wed. Nov. 14

Wed. Nov. 28



\*Link to workshops will be available on Canvas

# Naviance Sign-in Page

Which school would you like to login to?

## We need more information

In order to log you into Naviance we need you to identify your school.

Enter your school name, city, or zipcode

If there are multiple schools in your district make sure you select the right one.




- Go to [universityhigh.iusd.org](https://universityhigh.iusd.org)
- Click on “Students” tab
- Click on “Naviance”
- Search for “Irvine, CA” or “92612” area code
  - There are many University High School’s , so searching our school name may not give you our school



# Naviance Sign-in Page

## **SIGN ON.**

Welcome Student!



Login to Naviance

**CONTINUE WITH SINGLE SIGN ON**

OR

Email or phone number

First name

Last name

Password

Two-step verification

☐ Remember me [Forgot password?](#)

CONTINUE

***Next, enter your IUSD username and password. Click Sign in.***

IUSD Sign On Portal

Sign in with your organizational account

Sign in

Continue with single sign-in

Enter IUSD username and PW

# Naviance Home Page

Naviance | Student

[Home](#) [Colleges](#) [Careers](#) [About Me](#) [My Planner](#)

Welcome, Cameron!

Search for Colleges



🔍 Type a college name

SEARCH

## Welcome

**Welcome Trojans! The UHS Counseling Department is excited about providing you with Naviance! This program will allow you to explore your future in a variety of ways. Have fun investigating!**

[Read more](#)

## Important To-Dos and Tasks

Relax, you have no overdue or upcoming to-dos and tasks. However, you can get ahead by going to My Planner to see what's next or create a goal or to-do.

[Go to My Planner](#)

## My Favorites



COLLEGES  
I'm thinking about



COLLEGES  
I'm applying to



CAREERS AND CLUSTERS  
I'm thinking about

## What's New

Nothing new to review this visit. Check back later.

# How to add Colleges on Naviance

The screenshot displays the Naviance Student interface. At the top, a teal header bar contains the Naviance logo and the word "Student" on the left, and navigation links for "Home", "Colleges", "Careers", "About Me", and "My Planner" on the right. The "Colleges" link is underlined. Below the header, the page is divided into two main sections. On the left is a dark blue sidebar with the title "Quick Links". It contains two sections: "MORE SEARCH OPTIONS" with links for "SuperMatch®", "Advance college search", and "College lookup"; and "MY COLLEGES" with links for "Upcoming college events", "Colleges match", "Colleges Visits", "Colleges I'm thinking about" (which is underlined), "Colleges I'm applying to", and "Letters of recommendation". On the right is the main content area, titled "Colleges I'm thinking about" in a dark blue bar. Below this bar is a white box containing a red-bordered button with a plus icon and the text "+ Add Colleges to List". A red arrow points from this button to the "Colleges I'm thinking about" link in the sidebar. To the right of the button is a "Compare Me" link with a bar chart icon. Below the white box is a row of three buttons: "UPDATE INTEREST" with a gear icon, "MOVE TO APPLICATION LIST" with a folder icon, and "REMOVE" with a trash can icon. A legend at the bottom right of this row states "= extended profile available" with a plus icon.

Naviance | Student

Home Colleges Careers About Me My Planner

Quick Links

**MORE SEARCH OPTIONS**

- SuperMatch®
- Advance college search
- College lookup

**MY COLLEGES**

- Upcoming college events
- Colleges match
- Colleges Visits
- Colleges I'm thinking about
- Colleges I'm applying to
- Letters of recommendation

Colleges I'm thinking about

+ Add Colleges to List

Compare Me

UPDATE INTEREST MOVE TO APPLICATION LIST REMOVE

= extended profile available

# Check Email!



- **It is imperative for you to read and check your email regularly!**
  - Colleges and Universities will send much of their communication via email..
    - Make sure to check Spam and Junk folders!
- **Make sure you are using an appropriate email address**
  - You can't go wrong with your name; it helps colleges find their records

# College Admissions Stress

- **Tips on how to help you deal with application stress/anxiety:**
  - College admissions essays are important!
    - Start early and review the tips in your handout
  - Be open and honest about college possibilities
    - Be realistic and informed
    - Know limitations (financial, geographic, etc.)
  - Some aspects are beyond anyone's control
  - Make sure you are staying healthy



# Personal and Social Resources

The following support is available on campus for all students



## School Counselors

*\* see alpha breakdown \**

Provides personal social, academic, and college and career support for all students.



## Project Success

*TBD*

Provides small group counseling and individual support to build resiliency skills



## Mental Health Specialist

*Nilou Tohidian*

Provides mental health support, crisis response services, and resource linkages to students and families

# Keep in Mind...

- Maintaining academics through end of school year is important
  - College admission offers can be rescinded due to poor grades in senior year
- If you are struggling with motivation, please talk to your school counselor





# Meet the College and Career Support Staff



MS. GATLIN  
College & Career Coordinator



MR. ASRAR  
ROP Specialist



# College & Career Center

## COLLEGE & CAREER CENTER

SEP  
5

College Visit - Univ. of San Francisco & LMU  
12:45 – 1:20pm  
MPR A and MPR B

SEP  
6

College Visits - Lehigh University  
12:15 – 12:50pm  
College & Career Center

SEP  
11

College Visits - Carnegie Mellon Univ.  
9:35 – 10:25am  
Gym

SEP  
11

College Visits - Univ. of Michigan & Yale  
12:10 – 12:50pm  
MPR A and MPR B

SEP  
12

College Visit - Occidental College  
10:10 – 11am  
Gym

[VIEW ALL COLLEGE VISITS HERE.](#)



## WHAT'S NEW?

### QUICKLINKS

[College Info](#)

[Career Info](#)

[Community Service](#)

[Financial Aid & Scholarships](#)

[Admissions Tests](#)

[Summer](#)

[IUSD College & Career Readiness](#)

[Naviance](#)

[FAFSA Info 2018-19](#)

**Angela Gatlin**

College & Career Coordinator

# Coastline ROP

- “Regional Occupational Program”
- Career Technical Education Provider
- On-Campus and Off Campus
- UC/CSU – Transferable courses
- Internship Courses
- Community College Articulations
- 13 Industry Sectors
- Main Focuses: Career Paths, Soft Skills, Technical Skills
- End of Sophomore Year – Senior Year



Hasan Asrar  
(949) 936-7633  
[hasanasrar@iusd.org](mailto:hasanasrar@iusd.org)

# Stay Informed

- Counseling Class of 2021 Canvas Page

- Follow us on Instagram!  
@unicounselors



- Check out our website!  
[universityhigh.iusd.org/counseling](https://universityhigh.iusd.org/counseling)



- Naviance
- Make sure emails are updated in Aeries!

# Questions?

